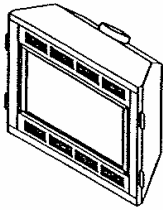


# Fmi

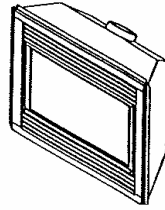
Fireplaces for Builders

Badger Corrugating Company stocks the following gas and wood burning units.  
See catalog pages J-2 thru J-8 for product numbers and pricing.




**HEATER RATED VALUE UNIT**

**T32N-A-Tudor**  
**Direct Vent Gas Unit**  
Framing Dimensions  
Front Width: 35"  
Front Height: 32-3/4"  
Back Height: 22-3/4"

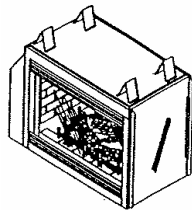


**HEATER RATED PERFORMANCE UNITS**

**VC36-Victorian**  
**Direct Vent Gas Unit**  
Framing Dimensions  
Front Width: 41-1/2"  
Height: Front: 36-1/2" / Back: 25-1/2"  
Depth:  
Horizontal Vent: 21" / Vertical Vent: 24-1/2"

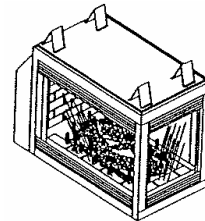


**VC42-Victorian**  
**Direct Vent Gas Unit**  
Framing Dimensions  
Front Width: 48-1/2"  
Height: Front: 40-1/2" / Back: 29-1/3"  
Depth:  
Horizontal Vent: 23" / Vertical Vent: 26-1/2"

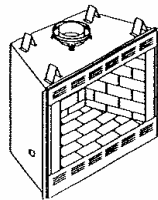


**SEE-THRU UNIT**

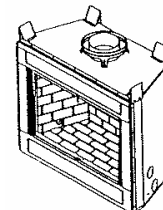
**DVF36TSTA-A-Santa Fe**  
**Direct Vent Gas Unit**  
Framing Dimensions  
Width: 41-3/4"  
Width: 39-3/4"  
Depth: 25-1/2"



**PENINSULA UNIT**  
**DVF36TPNA-A-Balboa**  
**Direct Vent Gas Unit**  
Framing Dimensions  
Width: 41-3/4"  
Width: 39-3/4"  
Depth: 25-1/2"



**C36LI-Craftsman**  
**Wood Burning Unit**  
Framing Dimensions  
Height: 40-3/4"  
Height: 41-1/2"  
Depth: 22"



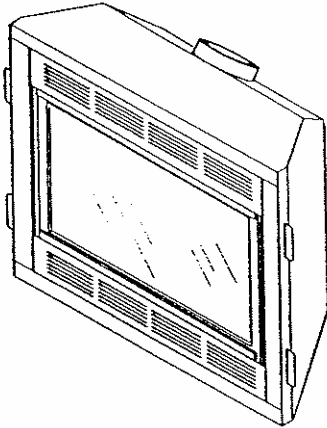
**C42LI-Craftsman**  
**Wood Burning Unit**  
Framing Dimensions  
Height: 44-3/4"  
Height: 48-1/2"  
Depth: 23-1/2"

**Call about our installation Program!**

[www.fmifireplace.com](http://www.fmifireplace.com)

# Fmi

Fireplaces for Builders



## DIRECT-VENT GAS FIREPLACES

A FMI Direct-Vent Gas Fireplace offers the attractiveness of a real wood burning fireplace with the economy, convenience and warmth of direct-vent gas space heating. They feature beautiful split oak ceramic fiber logs, multi-tiered flame patterns and glowing ember beds. The large hinged glass doors give optimized viewing. All standard fireplaces are heater rated and built on the versatile strengths of the 45-degree slant back design. These zero clearance fireplaces feature a beautiful textured coated paint, full length framing flanges, drywall stops, hidden screen pockets, and a hinged tool-less entry glass door for easy operation and maintenance. Standard with every fireplace is a flex gas connector, shut-off valve and pre-wired electrical "J" box to ensure quality, performance, safety and convenience. Decorative rated natural gas models are offered with millivolts system. Venting kits are available for most popular applications.

## T32-TUDOR : HEATER RATED DIRECT VENT FIREPLACE

32" zero clearance heater rated remote control ready fireplace with stamped louvers, multi-colored logs, wire mesh screens, hidden screen pockets, and tool-less entry hinged glass door.

<u>Model #</u>		<u>BTU Input</u>	<u>Prod #</u>	<u>Per Each</u>
T32N-A	Natural Gas	21,000 - 30,000	J1114-A	\$1,123.33
T32P-A	Propane	20,000 - 29,000	J1115-A	\$1,123.33

## ACCESSORIES FOR T32" FIREPLACES

**Thermo Remote:** All battery operated, LCD display both room and thermostat set temps, 24hour clock, 9-hour countdown timer and manual on-off, low battery indicator, wall cover plate and mounting bracket. Flame icon illuminates when unit is on.

<u>Model #</u>	<u>Prod #</u>	<u>Per Each</u>
ST3301	J1950	\$273.41

## **Thermostat Controlled Blower Kit with Magnetic Attachment**

<u>Model #</u>	<u>Prod #</u>	<u>Per Each</u>
BKT	J1506	\$268.36

## **32" Perimeter Trim Kit (Polished Brass)**


<u>Model #</u>	<u>Prod #</u>	<u>Per Each</u>
PT32PB	*J1563	\$122.73

**\*\*See page J-5 for Chimney Components\*\***

\* Limited to quantity on hand.

# Fmi

Fireplaces for Builders



## DIRECT-VENT GAS FIREPLACES

A FMI Direct-Vent Gas Fireplace offers the attractiveness of a real wood burning fireplace with the economy, convenience and warmth of direct-vent gas space heating. They feature beautiful split oak ceramic fiber logs, multi-tiered flame patterns and glowing ember beds. The large hinged glass doors give optimized viewing. All standard fireplaces are heater rated and built on the versatile strengths of the 45-degree slant back design. These zero clearance fireplaces feature a beautiful textured coated paint, full length framing flanges, drywall stops, hidden screen pockets, and a hinged tool-less entry glass door for easy operation and maintenance. Standard with every fireplace is a flex gas connector, shut-off valve and pre-wired electrical "J" box to ensure quality, performance, safety and convenience. Decorative rated natural gas models are offered with millivolt system. Venting kits are available for most popular applications.

## VC36"-Victorian : HEATER RATED DIRECT VENT FIREPLACE

36" zero clearance heater rated remote control ready fireplace with rolled louvers, multi-colored logs, wire mesh screens, and tool-less entry glass doors. Refractory red brick lined interior

<u>Model #</u>		<u>BTU Input</u>	<u>Prod #</u>	<u>Per Each</u>
VC36NB	Natural Gas	21,000 – 30,000	J1130	\$1,475.08
VC36PB	Propane	20,000 – 29,000	J1131	\$1,475.08

## ACCESSORIES FOR VC36"

<u>Model #</u>		<u>Prod #</u>	<u>Per Each</u>
ST3301	Thermo Remote <i>(See Description on Page J-2)</i>	J1950	\$273.41
BKT	Thermostat Controlled Blower Kit with Magnetic Attachment	J1506	\$268.36
PT36P	36" Perimeter Trim Kit (Platinum)	*J1567	\$198.89
LT36P	4 pc. Louver Trim Kit (Platinum)	*J1557	\$153.07

## VC42"-Victorian : HEATER RATED DIRECT VENT FIREPLACE

42" zero clearance heater rated remote control ready fireplace with rolled louvers, multi-colored logs, wire mesh screens, and tool-less entry glass doors. Refractory red brick lined interior

<u>Model #</u>		<u>BTU Input</u>	<u>Prod #</u>	<u>Per Each</u>
VC42NB	Natural Gas	23,000 – 36,000	*J1132	\$2,019.02
VC42PB	Propane	22,000 – 33,000	*J1133	\$2,019.02

## ACCESSORIES FOR VV42"

<u>Model #</u>		<u>Prod #</u>	<u>Per Each</u>
ST3301	Thermo Remote <i>(See Description on Page J-2)</i>	J1950	\$273.41
BKT	Thermostat Controlled Blower Kit with Magnetic Attachment	J1506	\$268.36
PT42PB	42" Perimeter Trim Kit (Polished Brass)	*J1565	\$237.03
LT42PB	4 pc. Louver Trim Kit (Polished Brass) <i>(Requires 2 kits to do top and bottom louvers.)</i>	*J1554	\$159.97

\*Limited to quantity on hand

# Fmi

Fireplaces for Builders

## DIRECT-VENT GAS FIREPLACES

**Chimney Components (5" – 8") for T32", VC36", VC42"  
and See-Thru & Peninsula Fireplaces**

### FMI (DESA) PIPE

<b>VKG-58 Ground Floor Vent Kit – Galvanized</b>	<b><u>Prod #</u></b>	<b><u>Per Each</u></b>
Includes: (1) 45-dg. Elbow, (1) 7"-12" Adj. Pipe, (1) Wall Firestop, (1) Horizontal Square Termination, and (16) Screws.	*J1750	\$301.34

<b>VKC-58 Corner Vent Kit – Galvanized</b>	<b><u>Prod #</u></b>	<b><u>Per Each</u></b>
Includes: (1) 45-dg. Elbow, (1) 7"-12" Adj. Pipe, (1) Wall Firestop, (1) Horizontal Termination, (1) 6" Pipe, (1) 90-dg. Elbow, and (18) Screws.	J1751	\$356.76

<b>VKR-58 Roof Vent Kit</b>	<b><u>Prod #</u></b>	<b><u>Per Each</u></b>
Includes (1) 45-dg. Elbow, (1) 7"-12" Adj. Pipe, Flue Restrictor, Vertical High Wind Termination, (1) 2' Galv. Pipe, (1) 4' Galv. Pipe, (1) Fire-stop, (1) Storm Collar, (1) Roof Flashing (0/12 – 6/12), and (26) Screws.	J1752	\$469.69

<u>Galvanized Flex Pipe</u>	<u>Size</u>	<u>Prod #</u>	<u>Per Each</u>
PF58-927	17.5"- 35.5"	J1753	\$133.83
PF58-1326	20.5"- 44.5"	J1754	\$155.24
PF58-1854	26.5"- 62.5"	J1755	\$186.71

**\*\*Please Note: When ordering J1753, J1754, or J1755, you must also purchase J1765 and J1774 or J1775. \*\***  
**\*\* (If you choose J1774 you must also purchase J1776) \*\***

<u>Galvanized Pipe</u>	<u>Size</u>	<u>Prod #</u>	<u>Per Each</u>
P58-6	6"	*J1756	\$45.67
P58-12	12"	J1757	\$53.86
P58-24	24"	J1759	\$70.59
P58-36	36"	J1760	\$83.98
P58-48	48"	J1761	\$112.42
PA58-712	Adjustable (7"-12")	J1762	\$64.23
FPA58-6	6" Adaptor Pipe	*J1773	\$45.67

<b>Elbows-Galvanized</b>			
E58-45	45-degree	J1763	\$82.31
E58-90	90-degree	J1764	\$108.74

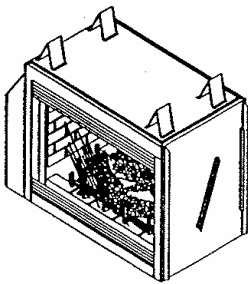
<b>WF58 Wall Firestop</b>	J1765	\$51.69
<b>FP58 Firestop Plate (Ceiling)</b>	J1766	\$33.46
<b>RF58-12 Roof Flashing - 6/12 - 12/12 Pitch</b>	J1767	\$107.22
<b>VR-58 Vertical Restrictor - (For use in high wind areas.)</b>	J1652	\$12.71
<b>HHT-58 Horizontal Hi-Wind Round Termination Cap</b>	*J1774	\$142.35
<b>HTS-58 Horizontal Square Termination Cap</b>	*J1775	\$203.42
<b>SC58 Storm Collar</b>	*J1768	\$17.39
<b>S-58 Vinyl Siding Standoff</b>	*J1776	\$91.18

# Fmi

Fireplaces for Builders

## DIRECT-VENT GAS FIREPLACES

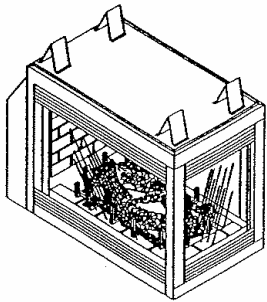
A FMI Direct-Vent Gas Fireplace offers the attractiveness of a real wood burning fireplace with the economy, convenience and warmth of direct-vent gas space heating. They feature beautiful split oak ceramic fiber logs, multi-tiered flame patterns and glowing ember beds. All standard fireplaces are heater rated and built on the versatile strengths of the 45-degree slant back design. These zero clearance fireplaces feature a beautiful textured coated paint, full length framing flanges, drywall stops, hidden screen pockets, and a hinged tool-less entry glass door for easy operation and maintenance. Standard with every fireplace is a flex gas connector, shut-off valve and pre-wired electrical "J" box to ensure quality, performance, safety and convenience. Decorative rated natural gas models are offered with millivolt system. Venting kits are available for most popular applications.



### 36" See-Thru Fireplace - Santa Fe

36" See-Thru Fireplace with tempered glass, fire screens, nine logs design, premium burner, refractory floor and sides. (Uses 5" x 8" venting system)

<u>Model #</u>		<u>BTU Input</u>	<u>Prod #</u>	<u>Per Each</u>
DVF36TSTA-A	Natural Gas	24,000 – 30,000	*J1106	\$2,808.83



### 36" Peninsula Fireplace - Balboa

36" Peninsula Fireplace with tempered glass, fire screens, nine logs design, premium burner, refractory floor and sides. (Uses 5" x 8" venting system)

<u>Model #</u>		<u>BTU Input</u>	<u>Prod #</u>	<u>Per Each</u>
DVF36TPNA-A	Natural Gas	24,000 – 30,000	*J1108	\$2,808.83

### Accessories for 36" See-Thru & Peninsula Fireplaces

<u>Model #</u>		<u>Prod #</u>	<u>Per Each</u>
ST3301	Thermo Remote (See Description on Page J-2)	J1950	\$273.41
BKT	Thermostat Controlled Blower Kit with Magnetic Attachment	J1506	\$268.36
PC-DVF36TPSTNA	Conversion Kit – Natural to Propane	*J1524	\$100.01

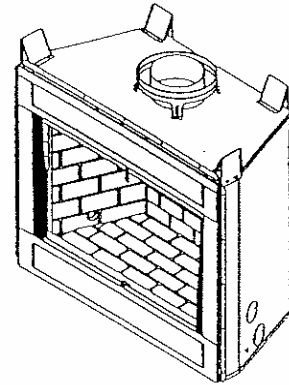
# Fmi

Fireplaces for Builders

## WOOD BURNING FIREPLACES

### Wood Burning Fireplace - Craftsman

The new VC Series Fireplace design creates the perfect balance between beauty, performance, and convenience. This circulating unit comes standard with full refractory red brick liner and powder coat finish. The new design includes hidden screen pockets, EZ access damper control and outside air kit punchout.



**Model #**

**C36LI - Craftsman**

36" circulating louvered firebox with full insulation.

**Prod #**

\*J1007

**Per Each**

\$719.84

**C42LI - Craftsman**

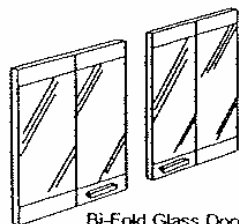
42" circulating louvered firebox with full insulation.

\*J1002

\$854.88

**Accessories for CLI Fireboxes**

BD36B	36" bifold glass door kit, extruded aluminum, brushed brass finish	*J1325	\$266.81
BD42B	42" bifold glass door kit, extruded aluminum, brushed brass finish	*J1324	\$292.07
AK4	Outside combustion air kit with vent hood, collar and flex connector	*J1300	\$37.81
BK3	Triple Fan Blower (recommended by manufacturer).	*J1302	\$171.64
BK	Squirrel Cage Type Blower Kit	*J1504	\$235.66



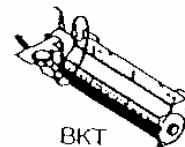
Bi-Fold Glass Doors



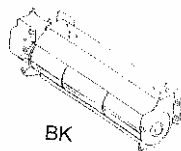
AK4 Outside Air Kit



BK3



BKT




BK

# Fmi

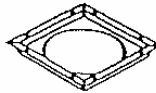
Fireplaces for Builders

## WOOD BURNING FIREPLACES

### Venting Accessories for 8" Wood Burning Fireplace Systems



*Double Wall Pipe*



*Firestop Spacer*



*Storm Collar*



*Anti-Draft Shield*



*Offset & Return*



*Chimney Support*



*Roof Flashing*



*Round Top*

**Double Wall Pipe, Snap Lock**

12-8DM	12" section
18-8DM	18" section
24-8DM	24" section
36-8DM	36" section
48-8DM	48" section

**Prod #**

*J1350
*J1351
*J1352
*J1353
*J1354

**Per Each**

\$38.81
\$50.85
\$62.73
\$75.95
\$89.16

**30E – 8DM 30 dg. Offset & Return**

*J1355	\$120.17
--------	----------

**12S – 8DM Chimney Support - Above 30'**

*J1356	\$33.12
--------	---------

**FS-8DM Firestop Spacer – Required at Ceiling**

*J1357	\$22.91
--------	---------

**V6F – 8DM 0-6/12 Roof Flashing**

*J1358	\$118.10
--------	----------

**V12F-8DM 6/12 to 12/12 Roof Flashing**

*J1359	\$159.08
--------	----------

**38RS Roof Support – Use w/ Flashing**

*J1360	\$53.53
--------	---------

**RLT-8DM Round Top, Use w/ all 8" Systems**

*J1361	\$83.47
--------	---------

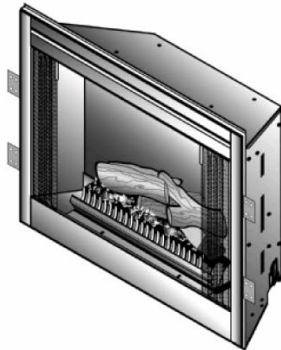
**ADS-8DM Anti-Draft Shield – for Round Top Only**

*J1362	\$74.77
--------	---------

**SC1-1 Storm Collar – for use w/ RTL-8DM**

*J1363	\$17.57
--------	---------

# OptiFlame™ by Dimplex



**Patented Flame Technology**

The ambience and look of a real wood fire.

**No Venting Required**

The OptiFlame fireplace can be installed anywhere.

**Versatile Installation**

Zero clearnace and tapered shape suit walls or corners.

**Instant Heat When Needed**

Fan forced heater provides up to 10,000 BTU of instant warmth, quietly.

**Easy Installation**

Needs only to be wired, no gas fitting or plumbing.

**Safe, Electric Operation**

No concerns about the safety and liability of unvented gas products. No hot radiant glass face.

**Ultimate Convenience**

Radio frequency remote control for flame and heater. (Optional accessory)

**Optional Heat**

Flame and heater operate independently.

DIMENSIONS	OVERALL SIZE			SIZE AT BACK		FRAMING DIMENSIONS			CORNER MOUNT TRIANGLE		
	Width	Height	Depth	Width	Height	Width	Height	Depth	Side	Side	Width
39" UNITS	39"	32.8"	15.3"	21.9"	25.2"	39.5"	33.5"	16"	38"	38"	54"
45" UNITS	45"	32.8"	15.3"	27.9"	25.2"	45.5"	33.5"	16"	42"	42"	60"

<u>Model #</u>		<u>Prod #</u>	<u>List Price</u>
BF39DXP	39" Built-In Firebox	J2009	\$1020.21

Firebox comes complete with the exclusive Purifire air filter. \*Configured to operate as flame only, flame with Purifire & full heat, 120V/1440W, 208V/2100W, 240V/2700W, built in manual switches.

**Accessories for BF39DX**

<b>3-Stage Remote Control Kit:</b> Includes circuit board and hand held transmitter			
BFRC-KIT		J2008	\$94.15
<b>Glass Door:</b> Black, Single pane, Bi-fold look			
BFDOOR39BLK		J2001	\$172.58
<b>Surround Trim Kits:</b> 3-pc. Decorative Trim			
BFKIT39SS	Stainless Steel	J2003	\$114.08

<u>Model #</u>		<u>Prod #</u>	<u>List Price</u>
BF45DX	45" Built-In Firebox	*J2010	\$1,274.27

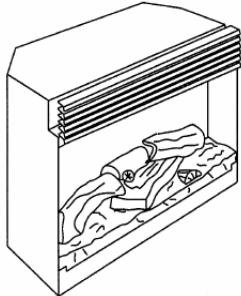
**Accessories for BF45DX**

<b>3-Stage Remote Control Kit:</b> Includes circuit board and hand held transmitter			
BFRC-KIT		J2008	\$94.15
<b>Glass Door:</b> Black, Single pane, Bi-fold look			
BFDOOR45BLK	Black, Single pane, Bi-fold look	J2011	\$199.38
<b>Surround Trim Kit:</b> 3-pc. Decorative Trim			
BFKIT45PB	Polished Brass	*J2012	\$200.48
BFKIT45SS	Stainless Steel	*J2013	\$120.73
<b>Trim Kits:</b> 1-pc. Horizontal Accent Trim			
BFTRIM45SS	Stainless Steel	*J2015	\$35.44

\*Limited to quantity on hand.



**PLUG-IN ELECTRIC FIREPLACES**



- \*\* Patented Flame Technology
- \*\* Variable Flame Speed and adjustable flame brightness control.
- \*\* Operates with or without heat.
- \*\* Whisper-quiet 1500-Watt/5115-BTU Heater with built-in thermostat.
- \*\* Electric operation \*\* UL and CUL electrical certification
- No vents, flues, pilot lights or expensive hook-ups.
- 12.5A (must use a 15A circuit).
- Convenient energy supply, just plug it in to any standard 120V outlet; fast, easy installation.

DIMENSIONS	OVERALL SIZE		
	Width	Height	Depth
BF5000NT	26"	22.5"	12"
DS5603	15.5"	23.8"	25.9"

<u>Model #</u>		<u>Prod #</u>	<u>Per Each</u>
BF5000NT	26" Electric Firebox – Plug In	*J2020	\$569.88
<b><u>Accessories for BF5000NT</u></b>			
<b>3" Trim Surround</b>			
ST-3-BLKPB	Black & Polished Brass	*J2021	\$95.25
<b>1" Slimline Trim Surround</b>			
ST-MHSS	Stainless Steel	*J2022	\$95.25
<b>26" Plug-In Mantel Cabinets w/Hearth Base</b>			
SM-UO-222	Unfinished Oak – Flat Wall	*J2023	\$269.06
<b>2-Pc On/Off Plug-In Remote Control</b>			
BFP1-RC		J2025	\$47.63



**BMP-130-0**

<b><u>Finish Options for Opti-Flame Mantels</u></b>		<u>Prod #</u>	<u>Per Each</u>
Stain Opti-Flame Full Surround Mantel		FPPF010	\$195.72

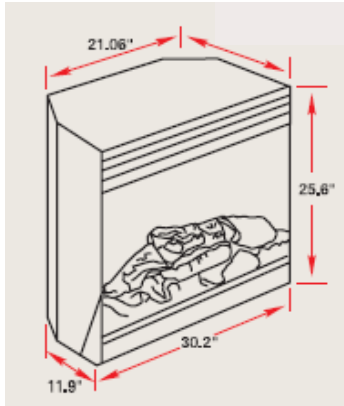
<b><u>Packages for BF5000NT (Includes firebox)</u></b>		<u>Prod #</u>	<u>Per Each</u>
Factory pre-finished mantels in medium oak.			
BMP-130-O	Oak Flat Wall Cabinet & 1" Black Trim	*J2026	\$1040.14



**DS5603**

<u>Model #</u>		<u>Prod #</u>	<u>Per Each</u>
DS5603	15.5" Electric Traditional Stove Plug In	J2045	\$454.13

\*Limited to quantity on hand.



## PLUG-IN ELECTRIC FIREPLACES

- \*\* Patented electric flame technology
- \*\* Realistic flame image, log set and ember bed
- \*\* 120 volt plug-in firebox with thermostat controlled fan-forced heater
- \*\* Operates with flame only or flame and heat
- \*\* Safe, clean electric operation
- \*\* Adjustable interior light and flame speed control
- \*\* Includes multi-function digital display remote control that features a digital display, programmable thermostat, child lock, sleep timer and more.
- \*\* Dimensions 30.2" W x 25.6" H x 11.9" D



Remote Included

Dimensions	Overall Size		
	Width	Height	Depth
<b>DF3003</b>	30.2"	25.6"	11.9"



Package: BMP-272-O

<u>Model #</u>		<u>Prod #</u>	<u>Per Each</u>
DF3003	30" Electric Firebox – Plug In	J2031	\$692.43

### Packages for Fireplace Model No. DF3003:

<u>Model #</u>		<u>Prod #</u>	<u>Per Each</u>
BMP-272-O	Package Includes: DF3003 Electric Fireplace Sussex Oak Flat Wall Cabinet & 1" Black Trim	J2032	\$1459.58



Package: BMP-STN-5001

BMP-272-C	Package Includes: DF3003 Electric Fireplace Sussex Cherry Flat Wall Cabinet & 1" Black Trim	J2033	\$1459.58
-----------	--	-------	-----------

BMP-STN-5001	Package Includes: DF3003 Electric Fireplace Monterey Simulated Stone Flat Wall Cabinet & 1" Black Trim	J2034	\$1873.05
--------------	---	-------	-----------



Package: BMP-261C-O

BMP-261C-O	Package Includes: DF3003 Electric Fireplace Stratford Distressed Oak Corner Cabinet & 1" Black Trim	J2035	\$1743.53
------------	--	-------	-----------



# Premier Mantels

## FIREPLACE MANTELS and MANTEL SURROUNDS

### The Premier Collection

#### 16 Models to Choose From

Look at the Premier Collection Brochure (18 pages) or visit  
[www.premiermantles.com](http://www.premiermantles.com)

#### Styles

Flush Units – Flush Mirror Top  
Cabinet Units – Cabinet Tops  
Corner Units – Corner Tops  
Mantel Shelves

#### Other Styles

Side Book Cases  
TV/Bookcase Tops  
Cabin Collection  
Thin Cast Stove Collection

#### Stain and Wood Species

Cherry Wood, Maple Wood, Oak Wood  
Poplar Painted or stained, Pine Wood

*Finish Options (Stain or Paint) Available at Badger Call for Pricing!!*

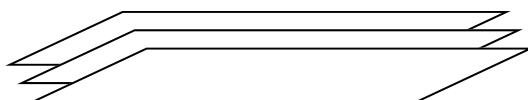
#### STYLE SAMPLES—Call Badger for Pricing



**All Premier Mantels require 2 week lead time. Unless we prefinish at Badger then figure 3 weeks.**

[www.premiermantles.com](http://www.premiermantles.com)

**GALVANIZED STEEL FLAT SHEETS**



The following sizes are carried in La Crosse Stock.

<u>US Std Ga.</u>	<u>Sheet Size</u>	<u>Wgt/Sheet</u>	<u>Prod #</u>	<b>*** Priced Per Sheet ***</b>			
				<u>1-24 Shts</u>	<u>25+ Shts</u>	<u>100+ Shts</u>	<u>Full Lift</u>
<b>16 Gauge</b>	48" x 120"	96.00 lbs	K0002	\$185.98	\$147.01	\$131.76	\$118.47
<b>18 Gauge</b>	48" x 120"	78.00 lbs	K0003	\$151.67	\$119.89	\$107.45	\$96.62
<b>20 Gauge</b>	48" x 120"	60.00 lbs	K1006	\$114.69	\$89.98	\$80.37	\$73.20
<b>22 Gauge</b>	48" x 120"	48.00 lbs	K1007	\$95.94	\$75.27	\$67.23	\$61.23
<b>24 Gauge</b>	36" x 96"	23.76 lbs	K0011	\$47.70	\$37.42	\$33.42	\$30.44
	48" x 96"	31.68 lbs	K0012	\$63.41	\$49.75	\$44.44	\$40.47
	48" x 120"	39.60 lbs	K1008	\$79.13	\$62.08	\$55.45	\$50.50
<b>26 Gauge</b>	36" x 96"	18.72 lbs	K0017	\$40.80	\$32.01	\$28.59	\$26.04
	48" x 96"	24.96 lbs	K0019	\$54.31	\$42.61	\$38.06	\$34.66
	48" x 120"	31.20 lbs	K1009	\$67.82	\$53.21	\$47.53	\$43.28
<b>28 Gauge</b>	36" x 96"	16.80 lbs	K0022	\$35.84	\$28.12	\$25.12	\$22.87

**G90 COATING**

<u>US Std Ga.</u>	<u>Sheet Size</u>	<u>Wgt/Sheet</u>	<u>Prod #</u>	<b>*** Priced Per Sheet ***</b>			
				<u>1-24 Shts</u>	<u>25+ Shts</u>	<u>100+ Shts</u>	<u>Full Lift</u>
<b>22 Gauge</b>	48" x 120"	48.00 lbs	K0054	\$101.73	\$79.81	\$71.29	\$64.93
<b>24 Gauge</b>	48" x 120"	39.60 lbs	K0055	\$85.19	\$66.84	\$59.70	\$54.37

**VINCENT BRASS PAINT GRIP (Galvanized)**


<u>US Std Ga.</u>	<u>Sheet Size</u>	<u>Wgt/Sheet</u>	<u>Prod #</u>	<b>*** Priced Per Sheet ***</b>			
				<u>1-24 Shts</u>	<u>25+ Shts</u>	<u>100+ Shts</u>	<u>Full Lift</u>
<b>24 Gauge</b>	48" x 120"	46.30 lbs	K0053	\$66.80	\$63.27	\$46.35	\$42.34

**PREPAINTED FLAT SHEETS (WHEELING COLORS).**

Can be formed without chipping for specialty work.


<u>29 Gauge</u>	<u>Size</u>	<u>Prod #</u>	<b>** Priced Per Sheet **</b>	
			<u>1-9 Shts</u>	<u>10+ Shts</u>
White	36" x 120"	K0035	\$75.57	\$70.65
Earth Brown	36" x 120"	K0031	\$75.57	\$70.65
Evergreen	36" x 120"	K0036	\$75.57	\$70.65
Red	36" x 120"	K0034	\$75.57	\$70.65
White	36" x 168"	K0030	\$207.69	\$193.54

**FLAT SHEETS & ROOFING TERNE**



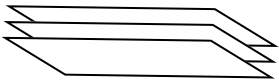
**COPPER FLAT SHEETS: 16 Ounce**

<u>Size</u>	<u>Prod #</u>	<u>1-9 Sheets</u>	<u>10+ Sheets</u>
36" x 120"	K0049	\$414.02	\$383.35
48" x 120"	K0048	\$552.02	\$511.80



**ALUMINUM BUILDING FLAT SHEETS: 3003H14 FINISH**

<u>Size</u>	<u>Weight</u>	<u>Prod #</u>	<u>1-9 Sheets</u>	<u>10+ Sheets</u>
.032 - 48" x 120"	18.4#	K0058	\$98.49	\$86.43
.040 - 48" x 120"	23.0#	K0059	*** SPECIAL ORDER ONLY ***	



**STAINLESS STEEL FLAT SHEETS:** Type - #304 #2B Finish (Not Polished)


<u>Size</u>	<u>Gauge</u>	<u>Weight</u>	<u>Prod #</u>
48" x 120"	26	31.5#	K0043 *** SPECIAL ORDER ONLY ***

**ULTRA-CLAD 24-Gauge Flat Sheets – Kynar Finish**

<u>Color</u>	<u>Size</u>	<u>Prod #</u>	<u>1-49 Shts</u>	<u>50-99Shts</u>	<u>100+ Shts</u>
Mansard Brown	48" x 120"	*K1151	\$70.54	\$66.31	\$61.56
Sierra Tan	48" x 120"	*K1154	\$70.54	\$66.31	\$61.56
Almond	48" x 120"	*K1155	\$70.54	\$66.31	\$61.56
Classic Green	48" x 120"	*K1156	\$70.54	\$66.31	\$61.56
Slate Gray	48" x 120"	*K1158	\$70.54	\$66.31	\$61.56
Burgundy	48" x 120"	*K1159	\$70.54	\$66.31	\$61.56
Colonial Red	48" x 120"	*K1160	\$70.54	\$66.31	\$61.56

**WE WILL BEND OR CUT TO YOUR SPECIFICATIONS.**

**PAC-CLAD 24-Gauge Flat Sheets – Kynar Finish - 36 Colors Available**



<u>Color</u>	<u>Size</u>	<u>Prod #</u>	<u>1-49 Shts</u>	<u>50-99Shts</u>	<u>100+ Shts</u>
Almond	48" x 120"	PAC0001	\$95.99	\$90.66	\$84.66
Bone White	48" x 120"	PAC0002	\$95.99	\$90.66	\$84.66
Colonial Red	48" x 120"	PAC0005	\$95.99	\$90.66	\$84.66
Dark Bronze	48" x 120"	PAC0006	\$95.99	\$90.66	\$84.66
Granite	48" x 120"	PAC0008	\$95.99	\$90.66	\$84.66
Mansard Brown	48" x 120"	PAC0011	\$95.99	\$90.66	\$84.66
Medium Bronze	48" x 120"	PAC0012	\$95.99	\$90.66	\$84.66
Sandstone	48" x 120"	PAC0016	\$95.99	\$90.66	\$84.66
Sierra Tan	48" x 120"	PAC0017	\$95.99	\$90.66	\$84.66
Slate Gray	48" x 120"	PAC0019	\$95.99	\$90.66	\$84.66
Stone White	48" x 120"	PAC0020	\$95.99	\$90.66	\$84.66
Matte Black	48" x 120"	PAC0023	\$95.99	\$90.66	\$84.66
Burgundy	48" x 120"	PAC0033	\$95.99	\$90.66	\$84.66
Forest Green	48" x 120"	PAC0034	\$95.99	\$90.66	\$84.66

**WE WILL BEND OR CUT TO YOUR SPECIFICATIONS.**

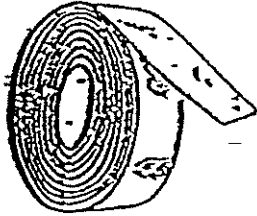
\*Limited to quantity on hand.

**FIBERGLASS DUCT SYSTEM & ACCESSORIES**



**ALUMINUM FOIL DUCT TAPE:** Closure tapes for fiberglass duct systems.

<u>Size</u>	<u>Prod #</u>	<u>1-23 Rolls</u>	<u>24+ Rolls</u>
2" x 150' 2 Mil	K0402	\$13.82 Roll	\$12.86 Roll
<u>Size</u>	<u>Prod #</u>	<u>1-15 Rolls</u>	<u>16 Rolls</u>
3" x 150' 2 Mil UL	K0403	\$31.56 Roll	\$29.37 Roll



**ALUMINUM FABRIC DUCT TAPE:** For use on sheet metal ducts/pipe and 1001 other uses.

<u>Size</u>	<u>Prod #</u>	<u>1-23 Rolls</u>	<u>24+ Rolls</u>
2" x 180' Roll	K0405	\$12.19	\$11.34



**RED / WHITE SHEATHING TAPE** Contractor grade. Designed to work on all house wraps. High strength adhesive system. Provides a seal against air and moisture. Use in a wide range of temperatures. Easy-to-use. Repairs rips and tears in a variety of construction materials.

<u>Color</u>	<u>Size</u>	<u>Qty/Ctn</u>	<u>Prod #</u>	<u>1-23 Rolls</u>	<u>24+ Rolls</u>
Red	1.87" x 55 yds.	24	D0371	\$20.68	\$19.21

\*Limited to quantity on hand.